

# How to activate your Evince or Breeze license

## Table of contents

- How to start Evince and Breeze license wizard
- Activate Evince or Breeze license
  - Option 1: Using your username and password from Prediktera User pages
  - Option 2: Using license text that was emailed to you by Prediktera
- Generate activation code and send to Prediktera (Not required for trial)

Note. New users please first register an account at Prediktera user pages:

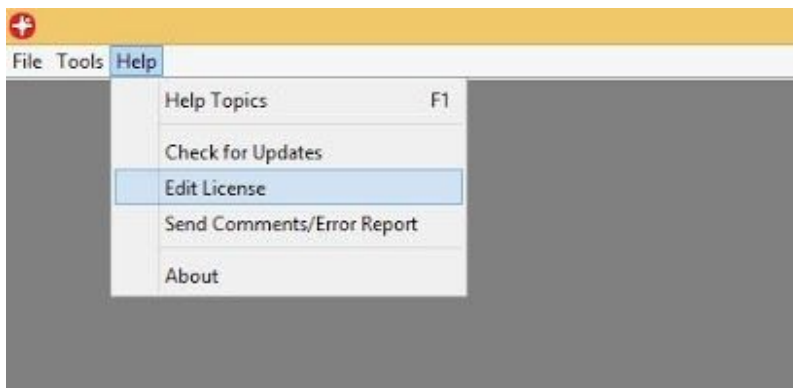
<http://user.prediktera.se>

Note: Evince and Breeze requires Java to run. Please follow instructions here after installation:

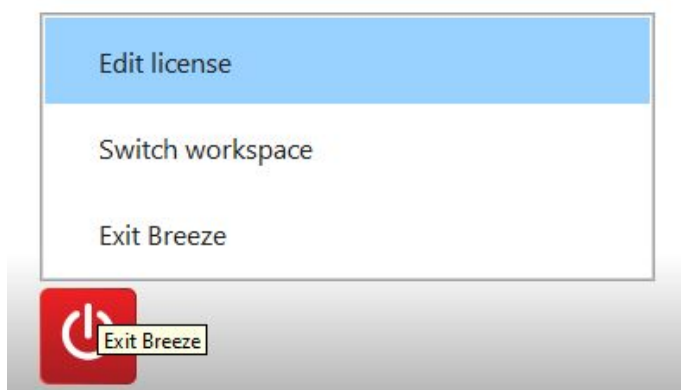
[http://www.prediktera.se/download/pdf/Prediktera\\_Installing\\_Java.pdf](http://www.prediktera.se/download/pdf/Prediktera_Installing_Java.pdf)

## How to start Evince and Breeze license wizard

**In Evince.** Click on *Help* and *Edit License*



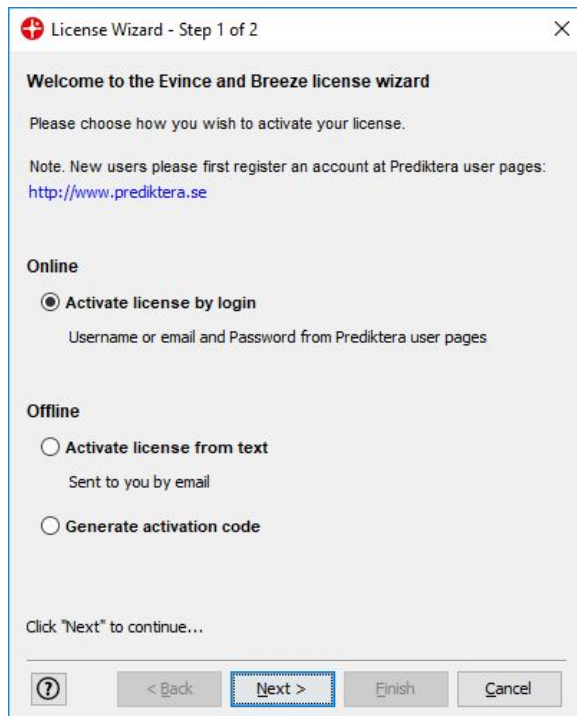
**In Breeze.** Right click on *Shutdown* button and *Edit license*



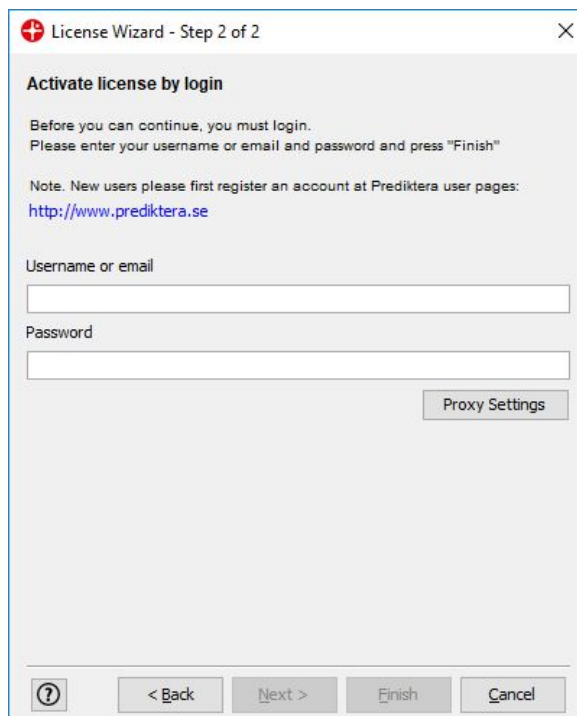
# Activate Evince or Breeze license

## Using your username and password from Prediktera User pages

1. Start license wizard. Select *Activate license by login* and click *Next*



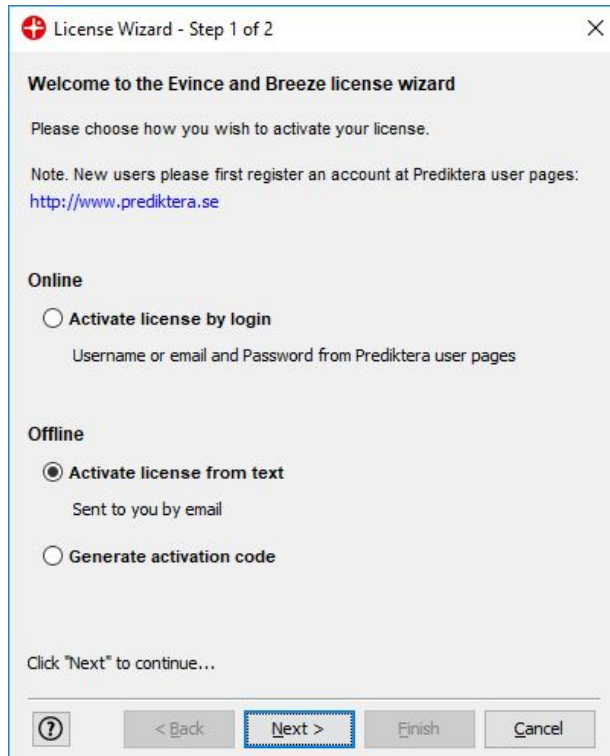
2. Enter your username and password and click Finish



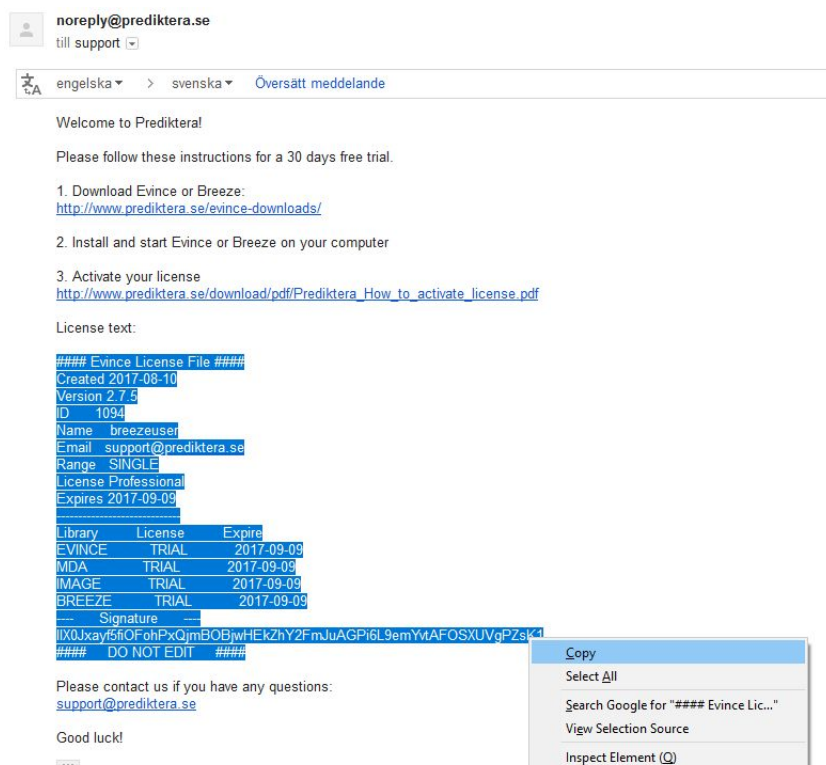
3. The License wizard closes automatically. Restart Evince or Breeze to start using your activated installation.

## Using license text that was emailed to you by Prediktera

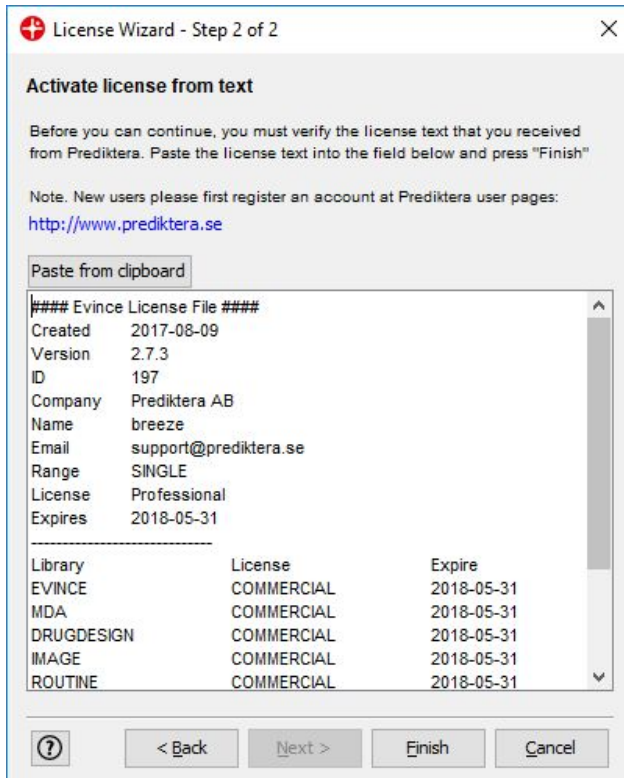
1. When you receive the license from Prediktera. Start the license wizard.
2. Select *Activate license from text* and click *Next*



3. Find the email that was sent to you from Prediktera when registering. Copy the whole license text.



4. Click *Paste from clipboard*. Click *Finish* to complete the license activation.

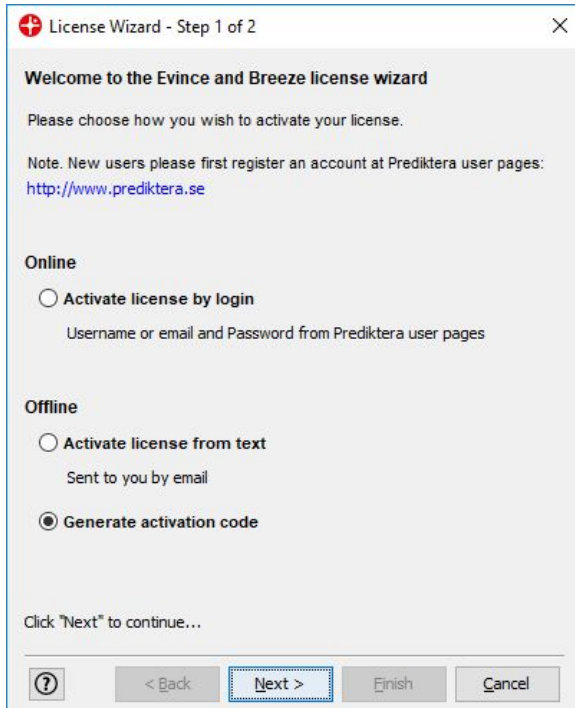


5. The License wizard closes automatically. Restart Evince or Breeze to start using your activated installation.

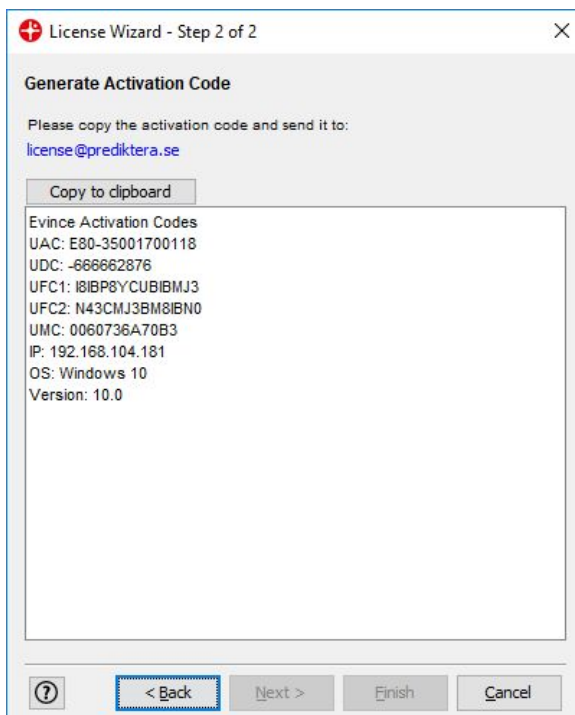
## Generate activation code and send to Prediktera

This step is only required for activation of a full license (Not for trial)

1. Start license wizard. Select *Offline/Generate activation code* and *Next*



2. Click on *Copy to clipboard*



3. Paste the whole activation text in an email and send to [license@prediktera.se](mailto:license@prediktera.se)
4. After you receive an email from Prediktera with the license, follow the instructions above "Using license text that was emailed to you by Prediktera"